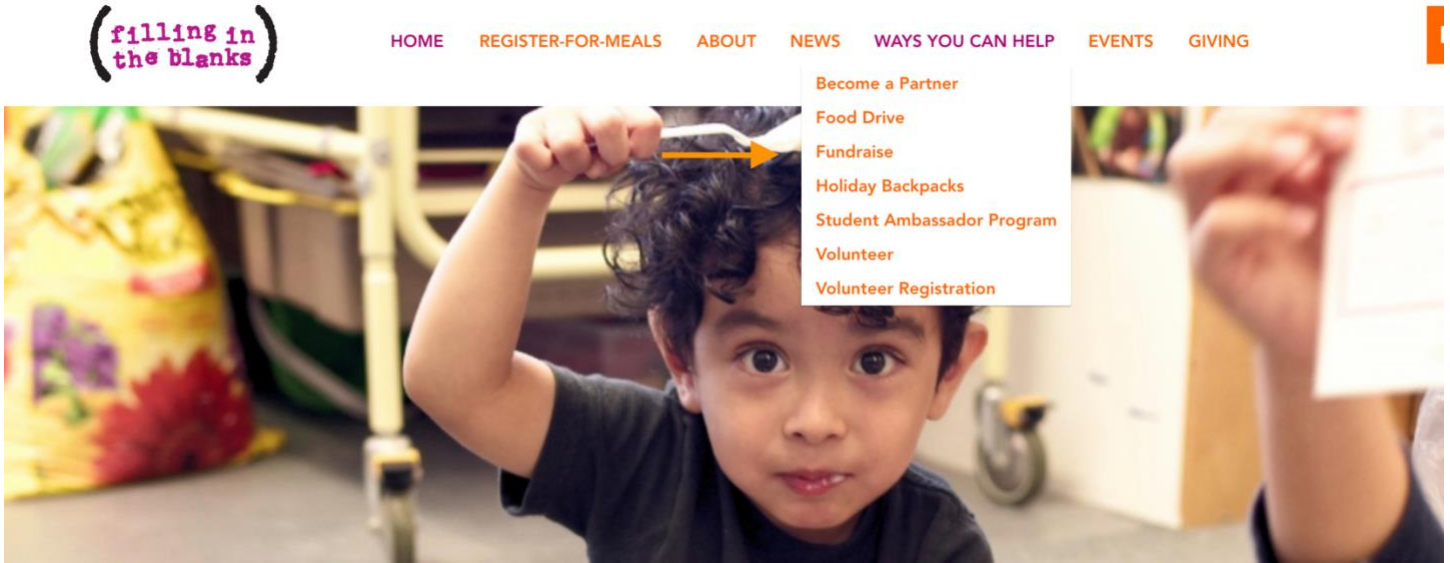


Creating a Fundraising Page with Filling in the Blanks


From the Filling in the Blanks Website www.fillingintheblanks.org


1. Go to Ways you Can Help and select Fundraise



2. Scroll to the bottom of the page and Select FITB's Fundraising site

 Set your fundraising goal and let the world know why you're passionate about fighting childhood hunger. [Click Here](#)

 Create a fundraiser online through [FITB 's fundraising site](#), Facebook or Instagram. Click [here](#) to learn how!

 Share your fundrasier with your friends, family, classmates, and co-workers and ask them to donate. Publicize your campaign through social media networks.

3. You will be taken to this page below where you will set up a secure user account or log in if you are an existing donor.

The screenshot shows a registration form titled "Create a Secure Account" on the "Filling in the Blanks" website. The form includes input fields for Email, First Name, Last Name, Password, and Confirm Password. Below the fields, there is a checkbox for "By checking this box, I agree to the Kindful Terms of Use and Privacy Policy" and a reCAPTCHA "I'm not a robot" checkbox.

4. You will be taken to YOUR account home page. You will want to select Causes to get started.

The screenshot shows a user's account dashboard. The user is identified as Shawnee Knight, joined on 04/07/2022, with the email shawnee.knight@me.com and located in the United States. The dashboard includes a sidebar menu with options: Donate, Dashboard, Activities, Causes (highlighted with a purple arrow), and Billing. The main content area has sections for "Payment Info" (CREDIT CARDS: No Credit Cards exist; BANK ACCOUNTS: No Bank Accounts exist) and "Reports" (Tax Summary 2022, Tax Summary 2021).

5. You will be taken to FITB's Cause Page, where you will select the fundraising Cause "Year End Appeal 2024"

The screenshot shows the "Organization's Active Causes (1)" page. At the top, there is a search bar with the text "Search Causes:" and a "Search" button. Below the search bar, a cause card is displayed for "Year End Appeal 2024". The card features an orange header, the cause name, and statistics: "0 Teams" and "0 Team Members". The "Raised:" amount is "\$0 / \$475,000". A "DETAILS" button is located at the bottom of the card.

6. Select the DETAILS button on the Year End Appeal fundraiser.



7. You now can create your team and start fundraising; all you need to do is follow the prompts on the screens as you go.

